

ROADS REVENUE BUDGET 2013 TO 2014 – 4TH QUARTER UPDATE / YEAR END

1.0 EXECUTIVE SUMMARY

- 1.1 The main purpose of this report is to advise Members of the roads revenue budget position at the end of financial year 2013/14.
- 1.2 This report follows-on from the report presented at the February Area Committee, which provided information on road maintenance revenue activities being delivered in 2013/14.
- 1.3 The overall roads maintenance budget for the 2013/14 year (excluding winter maintenance and coastal protection) was £4,517,111. Spend at the end of the financial year was £4,666,281; this equates to an overspend of £149,170 or 3.3% of the original budget.

ROADS REVENUE BUDGET 2013 TO 2014 – 4TH QUARTER UPDATE / YEAR END

2.0 SUMMARY

- 2.1 This report follows-on from the report presented at the February Area Committee, which provided information on road maintenance revenue activities being delivered in 2013/14.

3.0 RECOMMENDATIONS

- 3.1 That the Committee notes this report.

4.0 DETAILS

- 4.1 Members were presented with three reports earlier in the 2013 to 2014 financial year which provided information on the roads maintenance revenue budget. This fourth report provides end-of-year financial information on roads maintenance spend for the 2013 to 2014 financial year.
- 4.2 As mentioned in previous reports, the Roads Operations Budget is proposed in line with the Roads Maintenance and Management Strategy and the Roads Maintenance and Asset Management Plan (RAMP). Again, as explained previously, the available revenue budget is currently insufficient to allow all of the required works to be fully undertaken.
- 4.3 Roads revenue expenditure is closely monitored by separating types of work into different 'activities'. This report is based solely upon financial information which has been collated through the 'Total' costing system. Budgetary figures provided in the Appendices to this report represent the final year-end spend for roads revenue maintenance activities for the 2013/14 financial year. Winter maintenance and coastal protection costs have been excluded from this report.
- 4.4 Appendix 1a shows the overall roads revenue maintenance budget for each area. The overall roads maintenance budget for the 2013/14 year (excluding winter maintenance and coastal protection) was £4,517,111 as indicated in the table.
- 4.5 Appendix 1b provides information on percentage spend for each. Spend at the end of the financial year was £4,666,281; this equates to an overspend of £149,170 or 3.3% of the original budget.
- 4.6 In order to show what level of service can be provided for each activity, the unit rate (cost) has been estimated for undertaking units of work i.e. a square metre of patching or a metre of ditch cleaned. In this report – Appendix 1c - the budget spent for each activity has been

divided by the estimated unit rate for that activity to give the amount of work that would be expected to have been achieved within that budget spend.

4.7 Appendix 1d shows graphically how some of the main work activities progressed throughout the year in financial terms. Budget profiles are set for each budget line and are used to manage actual expenditure against available budget. Appropriate action has been taken over the financial year to achieve a level of satisfactory performance, whilst ensuring that we work within the available budget. Graphs show 'target' spend versus 'actual and re-profiled' spend. The last two graphs, indicating overall spend for the year, are of particular interest.

5.0 CONCLUSION

5.1 This report provides Members with a financial update on the roads revenue maintenance budget for the last financial year 2013 to 2014. It indicates that the roads maintenance revenue budget was overspent by 3.3%. Further quarterly reports will continue to be presented to Members at future Area Committees.

6.0 IMPLICATIONS

6.1	Policy	Works assessed and carried out under the current Roads Asset Management and Maintenance Plan.
6.2	Financial	The available Roads revenue budget is below that required in terms of the RAMP.
6.3	Legal	None
6.4	HR	Roads revenue maintenance works are delivered by both Roads Operations and Amenity Operatives.
6.5	Equalities	None
6.6	Risk	Deterioration of road network if budget not spent effectively.
6.7	Customer Services	Maintains service level commitment set out in Service Plan.

Executive Director of Development and Infrastructure

Policy Lead Councillor Ellen Morton

July 2014

For further information contact: Stewart Clark, Roads Performance Manager,

Tel: 01546 604893

APPENDICES

Appendix 1a
Appendix 1b
Appendix 1c
Appendix 1d

APPENDICES

Roads Revenue Maintenance Budget 2013 to 2014

Activity	Activity Description	Mid Argyll	Kintyre	Islay	MAKI	Lorn	Mull	OLI	Bute	Cowal	B&C	H&L	All	Total
0701	Bridges	0	0	0	0	0	0	0	0	0	0	0	225,000	225,000.00
1002	Cycleway Patching	0	0	0	0	0	0	0	0	0	0	0	0	0.00
2001	Bounday Fences/Walls	0	0	0	0	0	0	0	0	0	0	0	0	0.00
2101	Pedestrian Guardrails	0	0	0	0	0	0	0	0	0	0	0	0	0.00
2201	Traffic Signals	0	0	0	0	0	0	0	0	0	0	0	30,000	30,000.00
2501	Sweeping and Cleaning	0	0	0	0	0	0	0	0	0	0	0	0	0.00
3201	Emergency Incidents	4,300	4,300	4,300	12,900	12,740	5,160	17,900	0	9,890	9,890	7,310	0	48,000.00
3202	Summer Standby	7,667	7,667	7,666	23,000	7,800	5,200	13,000	0	14,000	14,000	20,000	13,000	83,000.00
0000	Unallocated	0	0	0	0	0	0	0	0	0	0	0	0	0.00
0501	Patching	154,910	166,909	71,909	393,728	213,448	105,298	318,746	109,927	244,164	354,091	255,546	0	1,322,111.00
0502	Potholing	30,000	28,000	125,000	183,000	182,000	91,000	273,000	27,600	44,400	72,000	58,000	0	586,000.00
0801	Cattle Grids	0	0	0	0	0	0	0	0	0	0	0	30,000	30,000.00
1001	Footways/Kerbs	2,500	2,500	2,500	7,500	4,500	3,000	7,500	21,725	26,025	47,750	29,250	0	92,000.00
1301	Remedial Earthworks	0	0	0	0	0	0	0	0	0	0	0	0	0.00
1401	Drainage/Culverts	9,500	18,500	19,500	47,500	57,100	21,400	78,500	6,555	15,295	21,850	66,150	0	214,000.00
1402	Drainage/Ditches	45,000	48,000	70,000	163,000	96,000	61,000	157,000	31,050	72,450	103,500	76,500	0	500,000.00
1601	Scrub/Tree Maintenance	13,000	13,000	13,000	39,000	23,400	9,600	33,000	8,970	20,930	29,900	27,100	0	129,000.00
1701	Road Markings/Studs	7,000	15,000	15,000	37,000	20,000	0	20,000	5,000	30,000	35,000	25,000	0	117,000.00
2301	Traffic Signs	6,500	6,500	6,500	19,500	19,165	24,285	43,450	5,000	10,000	15,000	11,050	0	89,000.03
2311	Illuminated Bollards	0	0	0	0	0	0	0	0	0	0	0	5,000	5,000.00
2401	Vehicle Safety Fence	9,000	1,000	1,000	11,000	1,800	1,200	3,000	690	1,610	2,300	1,700	0	18,000.00
2411	Street Name Plates	400	400	400	1,200	720	480	1,200	0	920	920	680	0	4,000.00
Roads		289,777	311,776	336,775	938,328	638,673	327,623	966,296	216,517	489,684	706,201	578,286	303,000	3,492,111
1501	Grass Cutting	24,500	24,500	24,500	73,500	44,100	19,400	63,500	6,905	39,445	46,350	46,650	0	230,000.00
1503	Weed Spraying	4,000	4,000	4,000	12,000	14,000	6,000	20,000	8,000	4,000	12,000	20,000	0	64,000.00
Amenity		28,500	28,500	28,500	85,500	58,100	25,400	83,500	14,905	43,445	58,350	66,650	0	294,000.00
0503	Jet Patcher	87,000	65,000	50,000	202,000	59,000	98,000	157,000	34,850	104,650	139,500	55,500	0	554,000.00
1801	Gully Emptying	14,000	14,000	4,000	32,000	40,200	3,800	44,000	9,660	47,540	57,200	43,800	0	177,000.00
Fleet		101,000	79,000	54,000	234,000	99,200	101,800	201,000	44,510	152,190	196,700	99,300	0	731,000.00
		419,277	419,276	419,275	1,257,828	795,973	454,823	1,250,796	275,932	685,319	961,251	744,236	303,000	4,517,111
													Budget	4,517,111.03

Roads Revenue Maintenance Budget 2013 to 2014

Year – End Spend Q4

	COMBINED AREA BUDGETS *												
	Mid Argyll	Kintyre	Islay	MAKI	Lorn	Mull	OLI	Bute	Cowal	B & C	H & L	**Bridges / Cattle grids etc.	Total
Area Budget	£419,277	£419,276	£419,275	£1,257,828	£795,973	£454,823	£1,250,796	£275,932	£685,319	£961,251	£744,236	£303,000	£4,517,111
Actual Spend - End of Q4	£422,668	£446,392	£462,936	£1,331,996	£813,385	£446,883	£1,260,268	£238,735	£707,950	£946,685	£806,205	£321,127	£4,666,281
Remaining Budget	-£3,391	-£27,116	-£43,661	-£74,168	-£17,412	£7,940	-£9,472	£37,197	-£22,631	£14,566	-£61,969	-£18,127	-£149,170
Percentage Spend	101%	106%	110%	106%	102%	98%	101%	87%	103%	98%	108%	106%	103%

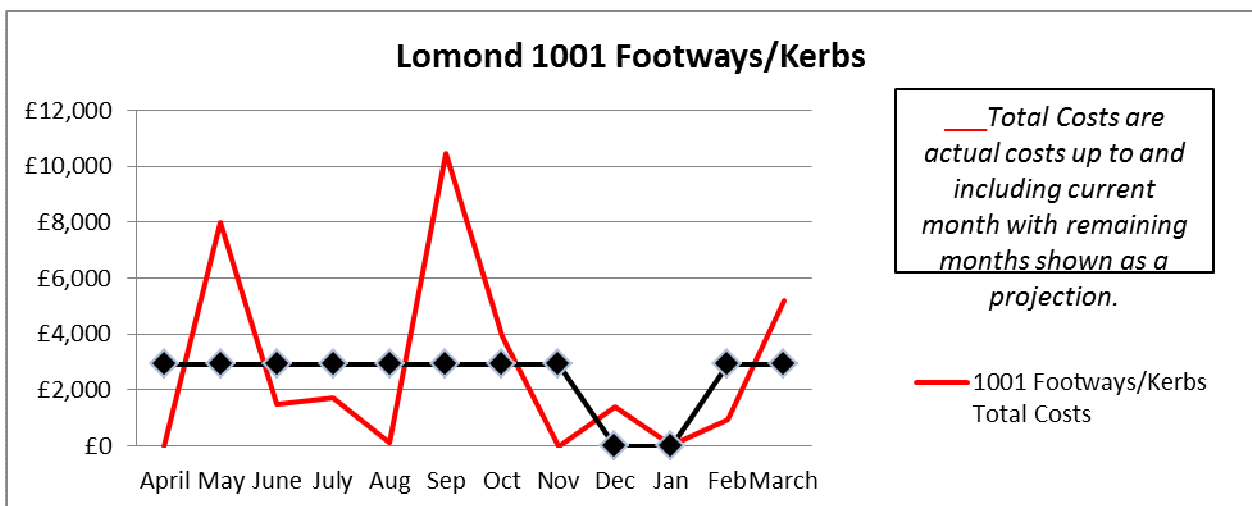
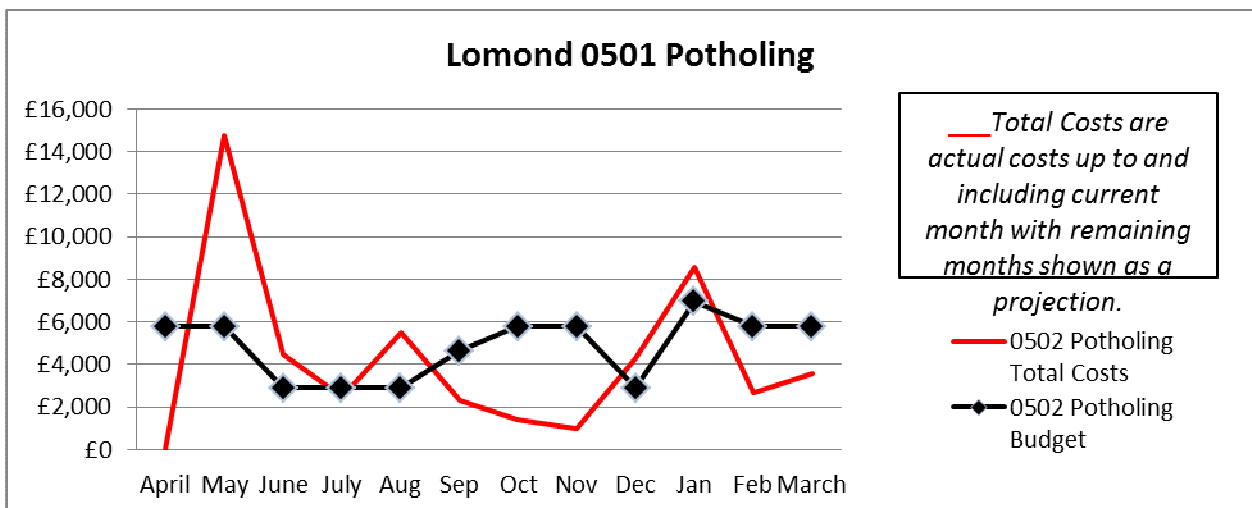
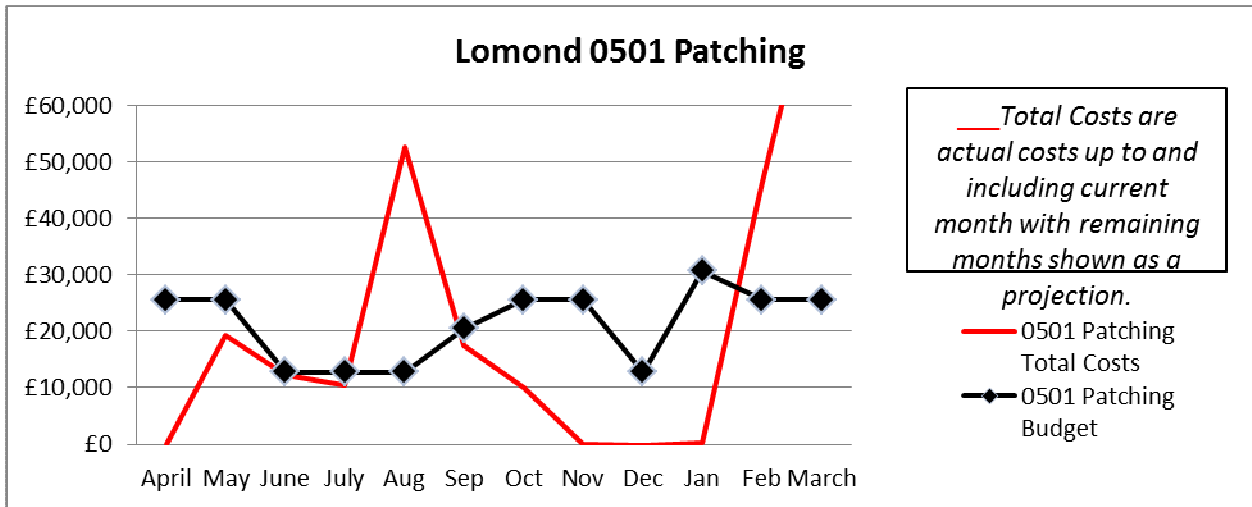
* Combined Area Budgets - See Appendix 1a for list of activities included.

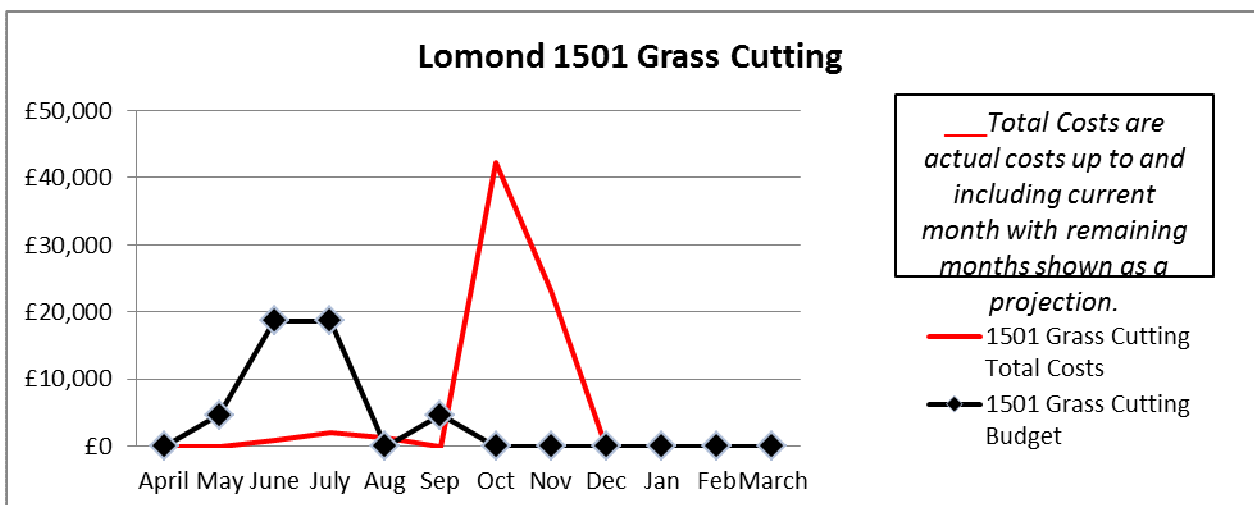
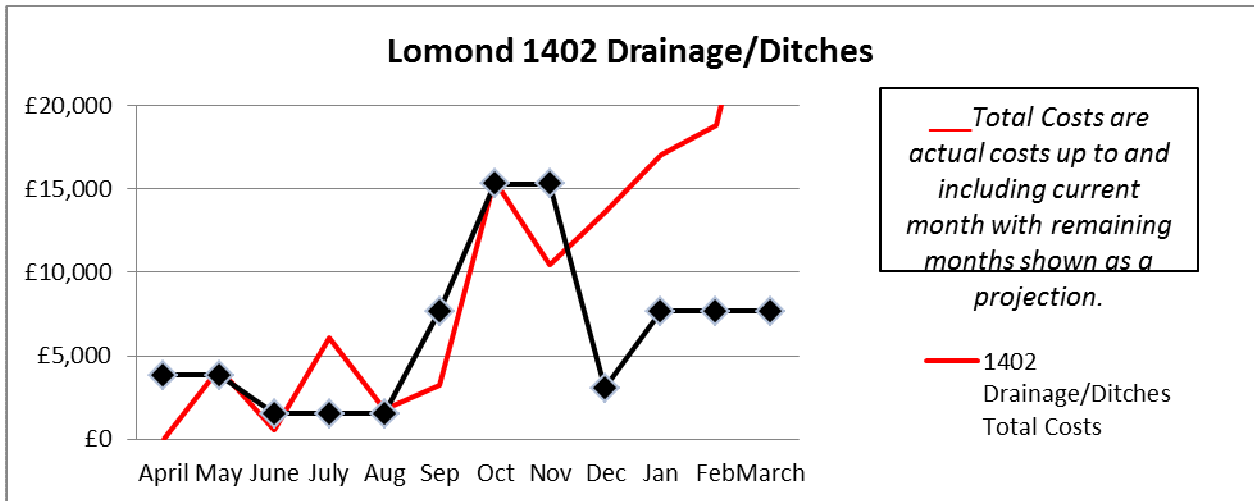
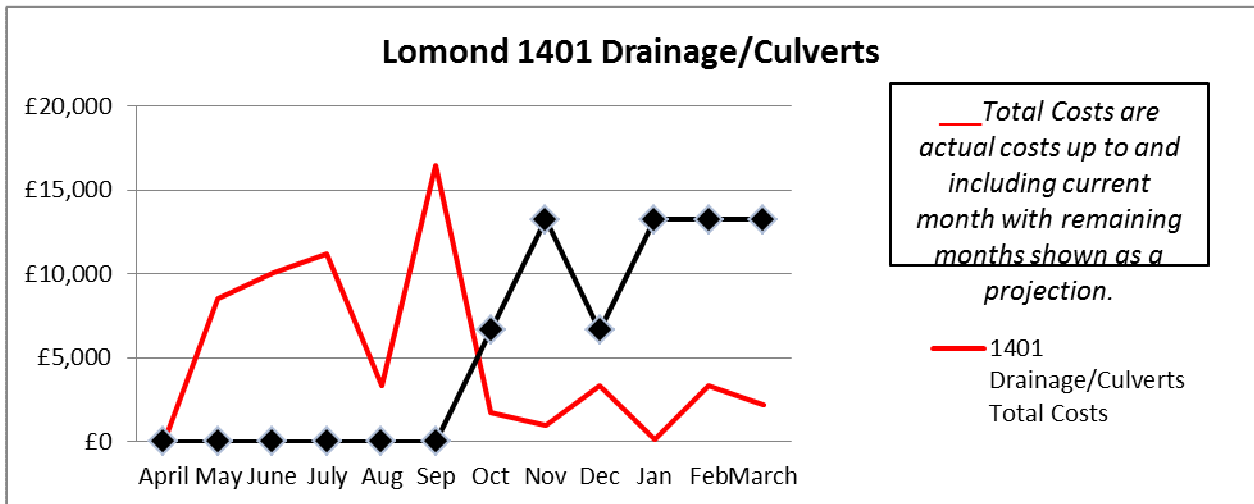
** Remaining 'central budget' - Bridges, cattle grids and illuminated bollards

Roads Revenue Maintenance Budget – Helensburgh and Lomond

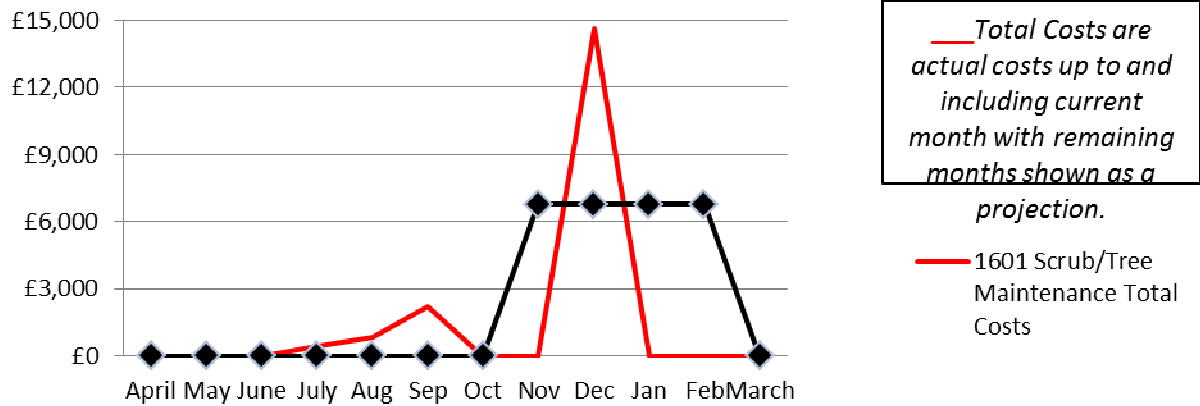
End of 4th Quarter Spend and Estimate of Percentage of Target Achieved

		H&L 2013/14						Asset
Funding	Activity	Unit	Spend to Date	Estimated Works Quantity	% of Asset Management Plan achieved	Target Unit Rate	Target Quantity (from Asset Management Plan)	Inventory Quantity
R10	0501 Patching	sq.m	£ 283,102.00	9282.03	68.62%	£ 30.50	13,526.72	1,352,672.00
	0502 Potholing	n/a	£ 51,196.00					-
	1001 Footways Resurfacing	sq.m	£ 33,275.00	1944.09	98.31%	£ 17.12	1977.58	108,148.00
	1401 Drainage Culverts	no.	£ 61,292.00	1573.61	245.68%	£ 38.95	640.50	896.00
	1402 Drainage Ditches	m	£ 123,784.00	69541.57	298.00%	£ 1.78	23336.00	23,336.00
	1501 Grasscutting	m	£ 46,487.00	1417286.59	189.11%	£ 0.03	749440.00	750,000.00
	1503 Weedkilling	sq.m	£ 19,324.00	154592.00	59.16%	£ 0.13	261291.00	318,171.00
	1601 Scrub / Tree Maintenance	n/a	£ 18,096.00					-
	2301 Traffic Signs	no.	£ 6,194.00	70.74	29.23%	£ 87.56	242.00	2,078.00
	Totals		£ 642,750.00				177957.65	

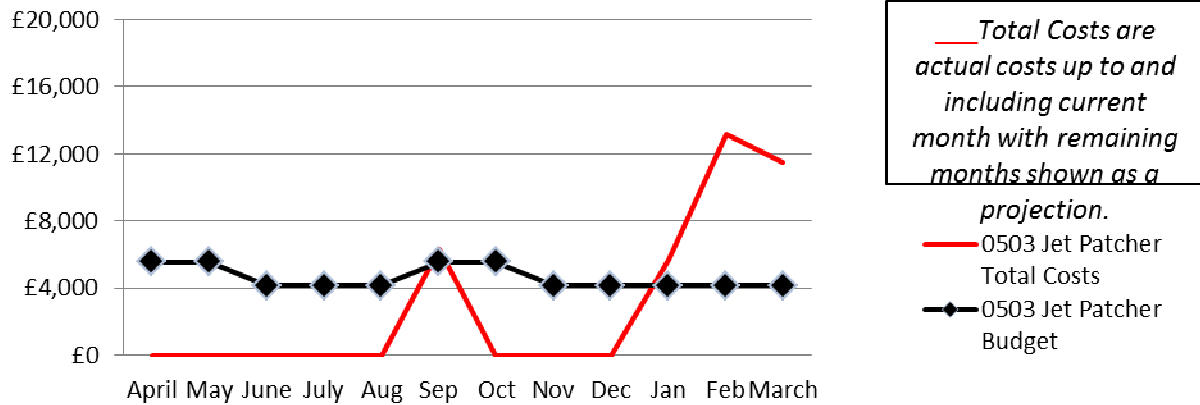




Lomond 1601 Scrub/Tree Maintenance



Lomond 0503 Jet Patcher



Lomond 1801 Gully Emptying

